



CLINICAL STUDIES for CLARINETS

by the late NILO HOVEY

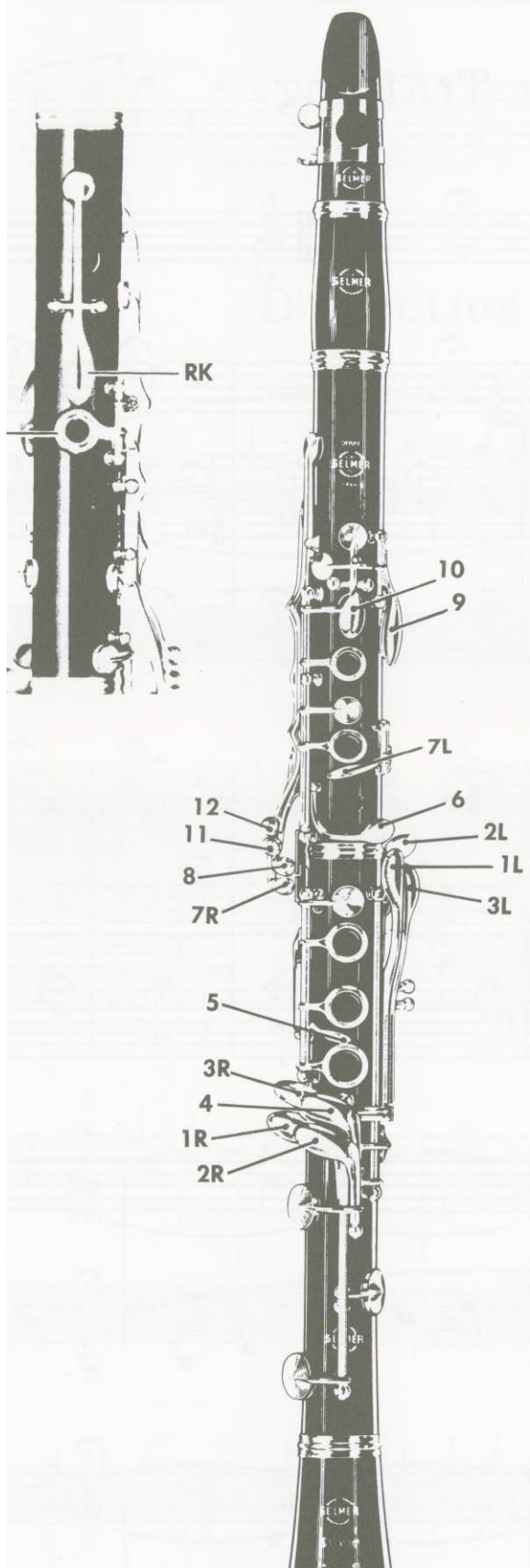
(A) Intonation and Ear Training

these notes in order :

3) Fingerings

Smooth and accurate technique on the clarinet demands knowledge of more alternate fingerings than on any instrument except the bassoon.

DIAGRAM OF INSTRUMENT



The following note combinations are given to illustrate the use of the most common of these alternates. It is suggested that the student practice these patterns slowly and in *legato* style until the fingerings become a natural part of his technique.

The picture of the instrument will assist the student in locating the keys indicated in the fingering diagrams.

★ For upper notes, add register-key (RK) to indicated fingering

1.

2.

3.

4.

5.

6.

7.


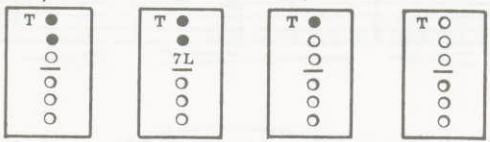
8.


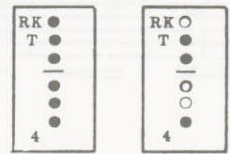
9.


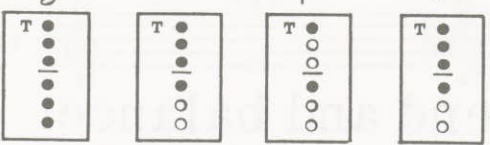
10.


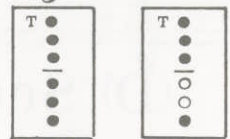
11.


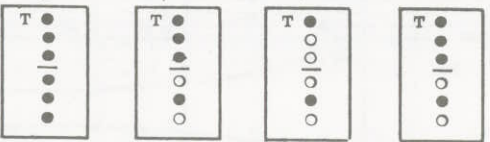
12.


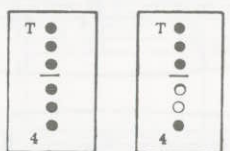
13.  


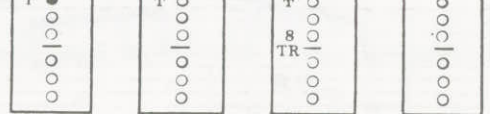
19.  


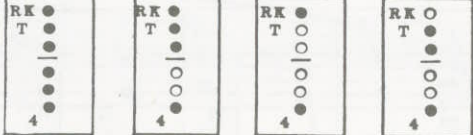
14.  


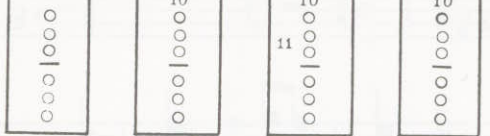
20.  


15.  

21.  

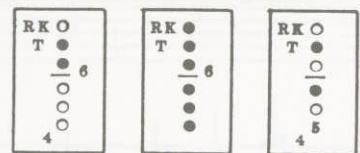
16.  


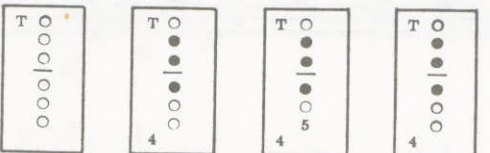
22.  


17.  

23. 

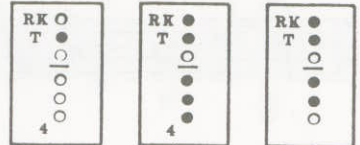
Three fingerings for high F:




18.  


24. 

Three fingerings for high F#:



25. 

Three fingerings for high G:



(C) Projection of tone

Very slow

Musical notation for section (C) showing two staves. The top staff begins with a treble clef and a common time signature (C). It contains a melodic line with a slur over the first four notes, followed by a half note, and then another slur over the next four notes. The bottom staff contains a bass line with a similar rhythmic pattern. Both staves have numerous small arrows pointing to specific notes, indicating fingerings.

(D) Section blend and balance

Musical notation for section (D) showing three systems of two staves each. The first system is in 2/4 time and features a melodic line with a slur and a bass line with a slur. The second system is also in 2/4 time and continues the melodic and bass lines. The third system is in 3/4 time and features a melodic line with a slur and a bass line with a slur. The notation includes various musical symbols such as sharps, flats, and dynamics like *p*.